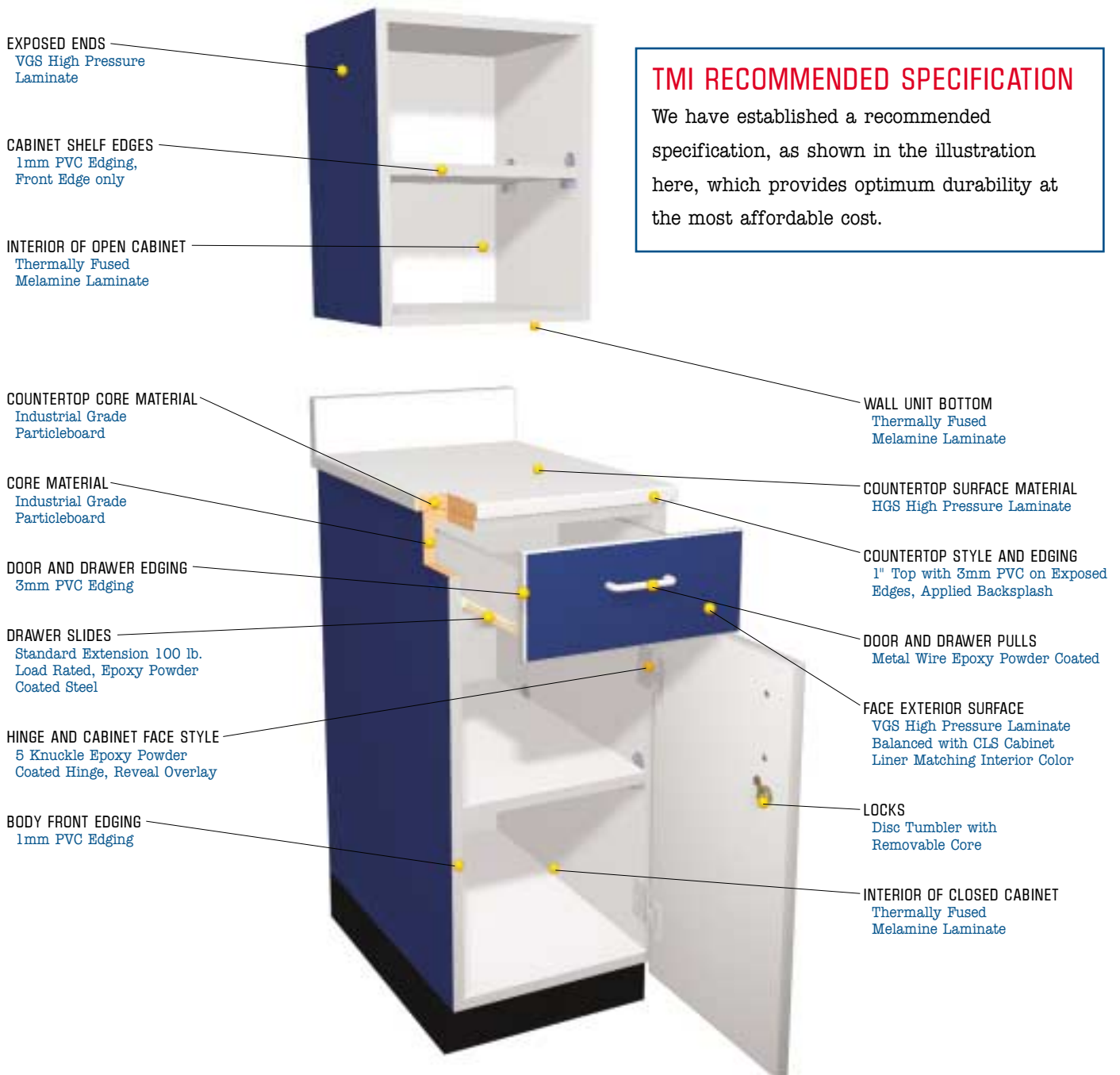


SPEC CHECK®

It's Your Option!

To help you most clearly determine and communicate all of the details involved in the construction of your casework, we have developed the SpecCheck® program. With one easy-to-use form, SpecCheck® gives you the freedom to select the specification options recommended by TMI, or to choose from our menu of other popular and proven choices.

For additional information, each general area to be specified is discussed in our Specifying and Ordering brochure along with a brief discussion of related issues to consider when writing a casework specification.



The TMI SpecCheck® program is designed and formatted to make creating and communicating your fixed, flexible and mobile casework specification as easy as possible. Just follow our **3 step process: 1)** Fill out your contact and project information; **2)** Check the specification option in each category that is most appropriate for your application; **3)** Mail or fax the completed form to TMI.

Utilizing the TMI SpecCheck® program and TMI as your base specification automatically provides you with our Lifetime Guarantee & Limited Warranty.

STEP 1

CONTACT INFORMATION

Your Name _____
 Company _____
 Title _____
 Mailing Address _____
 City _____
 State _____ Zip Code _____
 Telephone (_____) _____
 Fax (_____) _____
 E-mail Address _____

PROJECT INFORMATION

Project Name _____
 Project Location _____ State _____
 Project Description _____
 Design Firm _____
 City _____
 State _____ Zip Code _____
 Telephone (_____) _____
 Fax (_____) _____
 E-mail Address _____

STEP 2

SPECIFICATION FORMAT

___ Send the completed specification to me.
 ___ Send the completed specification to the project's design firm.
 ATTN: _____
 Please send the specification this way:
 ___ E-mail ___ Fax ___ Mail a hard copy

TMI RECOMMENDED SPECIFICATION


___ Check here if you would simply like to utilize TMI's recommended specification (equivalent to selecting all of the BLUE choices). Then skip to Step 3 and fax us the contact information you filled in above. We'll return your personalized TMI Specification in CSI format.

 Note: The TMI recommended specification can also be downloaded from our website:
<http://www.tmisystems.com/specifying>

SELECTIONS LISTED IN BLUE INDICATE TMI'S RECOMMENDED CHOICES, AND REPRESENT OPTIMUM DURABILITY AT THE MOST AFFORDABLE COST.

CORE MATERIAL OPTIONS



- ___ Industrial Grade Particleboard (Average 47 lb. Density, ANSI A 208.1-1999, M3/M2)
- ___ Industrial Grade Particleboard with Moisture Resistant Particleboard at Sink Locations
- ___ Moisture Resistant Particleboard (Average 47 lb. Density, ANSI A 208.1-1999, M3/M2)
- ___ Medium Density Fiberboard (Average 48 lb. Density, ANSI A 208.2)
- ___  Agricultural Fiber Particleboard (Average 41 lb. Density, ANSI A 208.1-1999, M3)


Check here if 1/2" backs are to be included in the specification for seismic code requirements.

EDGING OPTIONS



In both 1mm and 3mm PVC edging, TMI has matches for many solid colors and patterns. Consult **www.tmisystems.com** for the current colors available. Special order colors may be available with an extended lead time and increased cost. PVC manufacturers may require minimum orders.

DOOR & DRAWER EDGING

- ___ 3mm PVC Edging
- ___ 1mm PVC Edging
- ___  3mm ABS NaturEdge™

BODY FRONT EDGING

- ___ 1mm PVC Edging
- ___ 3mm PVC Edging

CABINET SHELF EDGES

- ___ 1mm PVC Edging
- ___ 3mm PVC Edging

SHELF EDGE FINISHING

- ___ Front Edge Only
- ___ Front and Back Edges Only
- ___ All Four Edges

COMPONENT FINISH OPTIONS

IN COMPLIANCE WITH AWI QUALITY STANDARDS, ALL COMPONENTS WILL BE MANUFACTURED WITH BALANCED CONSTRUCTION.



FACE EXTERIOR SURFACE

- ___ VGS High Pressure Laminate, balanced with CLS Cabinet Liner matching interior color
- ___ Chemical Resistant Laminate, balanced with CLS Cabinet Liner matching interior color

INTERIOR OF OPEN/GLASS DOOR CABINETS

- ___ Thermally Fused Melamine Laminate
- ___ CLS High Pressure Cabinet Liner
- ___ VGS High Pressure Laminate, balanced with CLS High Pressure Cabinet Liner

INTERIOR OF CLOSED CABINETS

- ___ Thermally Fused Melamine Laminate
- ___ CLS High Pressure Cabinet Liner

EXPOSED ENDS

- ___ VGS High Pressure Laminate
- ___ Thermally Fused Melamine Laminate

WALL UNIT BOTTOMS

- ___ Thermally Fused Melamine Laminate
- ___ VGS High Pressure Laminate

HARDWARE OPTIONS

EPOXY POWDER COATED COMPONENTS ARE AVAILABLE IN FROSTY WHITE, LIGHT BEIGE, DOVE GREY, SLATE GREY, BLACK AND CHROME.



HINGE & CABINET FACE STYLE

- ___ 5 Knuckle Epoxy Powder Coated Hinge, Reveal Overlay
- ___ Concealed 120 Degree Hinge, Full Overlay
- ___ 5 Knuckle Stainless Steel Hinge, Reveal Overlay



DOOR & DRAWER PULLS

- ___ Metal Wire, Epoxy Powder Coated
- ___ Semi-Recessed, Plastic
- ___ Stainless Steel Wire



DRAWER SLIDES

- ___ Standard Extension 100 lb. Load Rated, Epoxy Powder Coated Steel (File and paper storage drawers will always receive 150 lb. load rated full extension slides.)
- ___ Full Extension (All Drawers) 150 lb. Load Rated, Epoxy Powder Coated Steel




LOCKS

- ___ Disc Tumbler with Removable Core (Cam Style)
- ___ Five-Pin Tumbler (Cam Style)
- ___ Locks not Required


COUNTERTOP OPTIONS

CORE MATERIAL

- ___ Industrial Grade Particleboard
- ___ Industrial Grade Particleboard with Moisture Resistant Particleboard at Sink Locations
- ___ Moisture Resistant Particleboard
- ___ Medium Density Fiberboard
- ___  Agricultural Fiber Particleboard

STYLE & EDGING

- ___ 1" Top with 3mm PVC on Exposed Edges, Applied Backsplash
- ___ 1 1/4" HGS Edge, Applied Backsplash
- ___ 1 1/4" Oak Bullnose
- ___ 1 1/2" Waterfall Front with Integral Coved Backsplash
(Agricultural Fiber Particleboard not available in this style.)



FAX OR MAIL THE COMPLETED FORM TO TMI

FAX: (701) 456-6700

MAIL: 50 SOUTH THIRD AVENUE WEST
DICKINSON, ND 58601-5595

TMI COLOR PALETTE

Color, perhaps more than anything else, has a profound influence on appearance. It not only impacts the casework itself, it directly affects the overall aesthetics of the environment in which the casework is installed.



LAMINATES

Select any choice(s) from Wilsonart®, Nevamar®, Pionite®, and Formica® color charts.



HINGES AND PULLS

To maximize flexibility without compromising budgets and timelines, TMI stocks hinges, pulls and other items matched to these Wilsonart® colors:



LIGHT BEIGE® FROSTY WHITE® DOVE GREY® SLATE GREY® BLACK®

Special order colors may be available. Please contact your local TMI dealer for pricing and availability information.

PVC EDGE BANDING

In both 1mm PVC edging and 3mm PVC edging, TMI has matches for many solid colors and patterns. For the current colors available see our website at:

www.tmisystems.com/specifying

Special order colors may be available with an extended lead time and increased cost. PVC manufacturers may require minimum orders.



50 South Third Avenue West
Dickinson, ND 58601-5595
(701) 456-6716 1-800-456-6716
Fax (701) 456-6700
<http://www.tmisystems.com/>