
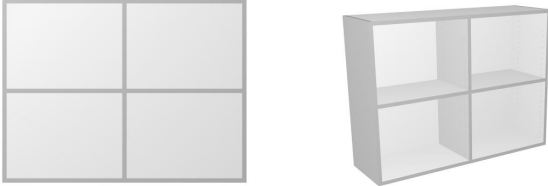
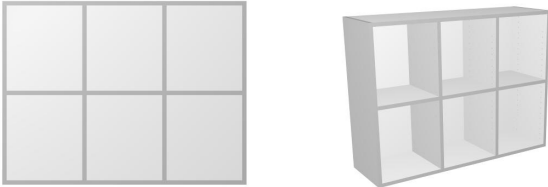




W A L L C A B I N E T S



All TMI catalog sections are available online at: www.tmisystems.com/products/reference

TMI PRODUCT NO.	PERSPECTIVE	DESCRIPTION	W	H	D
W1150		Open wall cabinet with one fixed shelf, creating two equal compartments. <i>Add a 'V' to the cabinet number for a 2 1/2" high light valence.</i>	12"	18"	13"
			15"	24"	
			18"	30"	
			21"	36"	
			24"		
			27"		
			30"		
			33"		
			36"		
W1160		Open wall cabinet with one vertical divider and two fixed shelves, creating four equal compartments. <i>Add a 'V' to the cabinet number for a 2 1/2" high light valence.</i>	24"	18"	13"
			27"	24"	
			30"	30"	
			33"	36"	
			36"		
			39"		
			42"		
			45"		
			48"		
W1170		Open wall cabinet with two vertical dividers and three fixed shelves, creating six equal compartments. <i>Add a 'V' to the cabinet number for a 2 1/2" high light valence.</i>	30"	18"	13"
			33"	24"	
			36"	30"	
			39"	36"	
			42"		
			45"		
			48"		
W1200		Open wall cabinet with two fixed shelves, creating three equal compartments. <i>Add a 'V' to the cabinet number for a 2 1/2" high light valence.</i>	12"	18"	13"
			15"	24"	
			18"	30"	
			21"	36"	
			24"		
			27"		
			30"		
			33"		
			36"		
W1800		Open folio cabinet with 1/4" adjustable horizontal dividers spaced equally to provide 2-1/4" high compartments. <i>Add a 'V' to the cabinet number for a 2 1/2" high light valence.</i>	12"	18"	13"
			15"	24"	
			18"	30"	
				36"	