
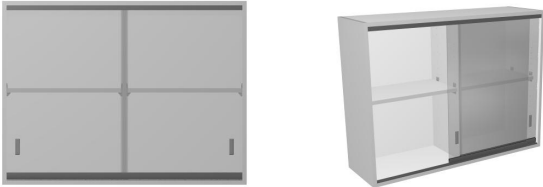
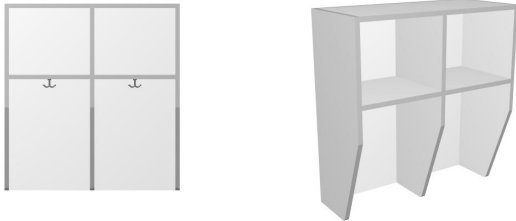
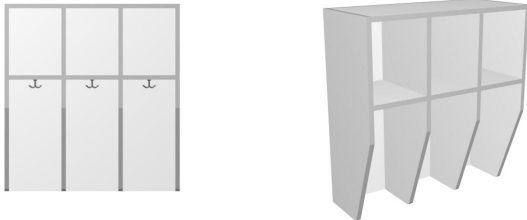
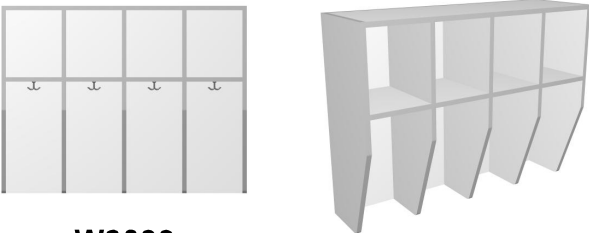


W A L L C A B I N E T S



All TMI catalog sections are available online at: www.tmisystems.com/products/reference

TMI PRODUCT NO.	PERSPECTIVE	DESCRIPTION	W	H	D
W6052		Wall cabinet with sliding 1/4" laminated safety glass doors and one adjustable shelf.	24"	18"	13"
			27"	24"	
			30"	30"	
			33"	36"	
			36"		
			<i>Add a 'V' to the cabinet number for a 2 1/2" high light valence.</i>		
W6062		Wall cabinet with sliding 1/4" laminated safety glass doors, a vertical divider and two adjustable shelves.	30"	18"	13"
			33"	24"	
			36"	30"	
			39"	36"	
			42"		
			48"		
			<i>Add a 'V' to the cabinet number for a 2 1/2" high light valence.</i>		
W9031		Open locker cubbie with a vertical divider, two equal 11-1/2" high compartments at the top and two double coat hooks.	24"	30"	13"
			27"	36"	
			30"	42"	
			33"	48"	
			36"	54"	
				60"	
W9032		Open locker cubbie with two vertical dividers, three equal 11-1/2" high compartments at the top and three double coat hooks.	30"	30"	13"
			33"	36"	
			36"	42"	
			39"	48"	
			42"	54"	
			48"	60"	
W9033		Open locker cubbie with three vertical dividers, four equal 11-1/2" high compartments at the top and four double coat hooks.	36"	30"	13"
			39"	36"	
			42"	42"	
			45"	48"	
			48"	54"	
			54"	60"	