



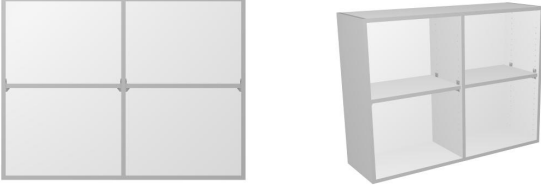


W A L L C A B I N E T S



All TMI catalog sections are available online at: www.tmisystems.com/products/reference

TMI PRODUCT NO.	PERSPECTIVE	DESCRIPTION	W	H	D
W1000		Open wall cabinet.	12"	18"	13"
			15"	24"	
			18"	30"	
			21"	36"	
			24"		
			27"		
			30"		
			33"		
36"					
<i>Add a 'V' to the cabinet number for a 2 1/2" high light valence.</i>					
W1010		Open wall cabinet with one vertical divider.	24"	18"	13"
			27"	24"	
			30"	30"	
			33"	36"	
			36"		
			39"		
			42"		
			45"		
48"					
<i>Add a 'V' to the cabinet number for a 2 1/2" high light valence.</i>					
W1020		Open wall cabinet with two vertical dividers.	30"	18"	13"
			33"	24"	
			36"	30"	
			39"	36"	
			42"		
			45"		
			48"		
			<i>Add a 'V' to the cabinet number for a 2 1/2" high light valence.</i>		
W1050		Open wall cabinet with one adjustable shelf.	12"	18"	13"
			15"	24"	
			18"	30"	
			21"	36"	
			24"		
			27"		
			30"		
			33"		
36"					
<i>Add a 'V' to the cabinet number for a 2 1/2" high light valence.</i>					
W1060		Open wall cabinet with one vertical divider and two adjustable shelves.	24"	18"	13"
			27"	24"	
			30"	30"	
			33"	36"	
			36"		
			39"		
			42"		
			45"		
48"					
<i>Add a 'V' to the cabinet number for a 2 1/2" high light valence.</i>					