

TALL CABINETS






All TMI catalog sections are available online at: www.tmisystems.com/products/reference

| TMI PRODUCT NO. | PERSPECTIVE | DESCRIPTION | W | H | D |
|--------------------|-------------|---|------------|-----|-----|
| T2062 | | Double door tall cabinet with one vertical divider and 10 adjustable shelves. <i>To maximize cabinet strength and structural integrity TMI recommends tall cabinets be constructed with a fixed shelf. (See T2112, Page 10.)</i> | 30" | 72" | 14" |
| | | | 33" | 84" | 18" |
| | | | 36" | | 24" |
| | | | 39" | | 29" |
| | | | 42" | | |
| | | | 45" 48" | | |
| T2100 T2101 | | Single door tall cabinet with one fixed shelf and four adjustable shelves. | 12" | 72" | 14" |
| | | | 15" | 84" | 18" |
| | | | 18" | | 24" |
| | | | 21" | | 29" |
| | | | 24" | | |
| T2102 | | Double door tall cabinet with one fixed shelf and four adjustable shelves. | 24" | 72" | 14" |
| | | | 27" | 84" | 18" |
| | | | 30" | | 24" |
| | | | 33" | | 29" |
| | | | 36" | | |

TALL CABINETS



All TMI catalog sections are available online at: www.tmisystems.com/products/reference

| TMI PRODUCT NO. | PERSPECTIVE | DESCRIPTION | W | H | D |
|-----------------|---|--|-----|-----|-----|
| T2112 |  | Double door tall cabinet with one vertical divider, two fixed shelves and eight adjustable shelves. | 30" | 72" | 14" |
| | | | 33" | 84" | 18" |
| | | | 36" | | 24" |
| | | | 39" | | 29" |
| | | | 42" | | |
| | | | 45" | | |
| 48" | | | | | |
| T2344 |  | Blind corner cabinet with a single door, five fixed shelves and a fixed panel on the left. Maximum door width is 24" | 42" | 72" | 14" |
| | | | 45" | 84" | 18" |
| | | | 48" | | 24" |
| | | | | | 29" |
| | | | | | |
| | | | | | |
| T2345 |  | Blind corner cabinet with a single door, five fixed shelves and a fixed panel on the right. Maximum door width is 24" | 42" | 72" | 14" |
| | | | 45" | 84" | 18" |
| | | | 48" | | 24" |
| | | | | | 29" |
| | | | | | |
| | | | | | |