




TALL CABINETS



All TMI catalog sections are available online at: www.tmisystems.com/products/reference

TMI PRODUCT NO.	PERSPECTIVE	DESCRIPTION	W	H	D
T2002		Double door tall cabinet.	24"	72"	14"
			27"	84"	18"
			30"		24"
			33"		29"
			36"		
<p><i>To maximize cabinet strength and structural integrity TMI recommends tall cabinets be constructed with a fixed shelf.</i></p>					
T2050 T2051		Single door tall cabinet with five adjustable shelves.	12"	72"	14"
			15"	84"	18"
			18"		24"
			21"		29"
			24"		
<p><i>To maximize cabinet strength and structural integrity TMI recommends tall cabinets be constructed with a fixed shelf. (See T2100, Page 9.)</i></p>					
T2052		Double door tall cabinet with five adjustable shelves.	24"	72"	14"
			27"	84"	18"
			30"		24"
			33"		29"
			36"		
<p><i>To maximize cabinet strength and structural integrity TMI recommends tall cabinets be constructed with a fixed shelf. (See T2102, Page 9.)</i></p>					