

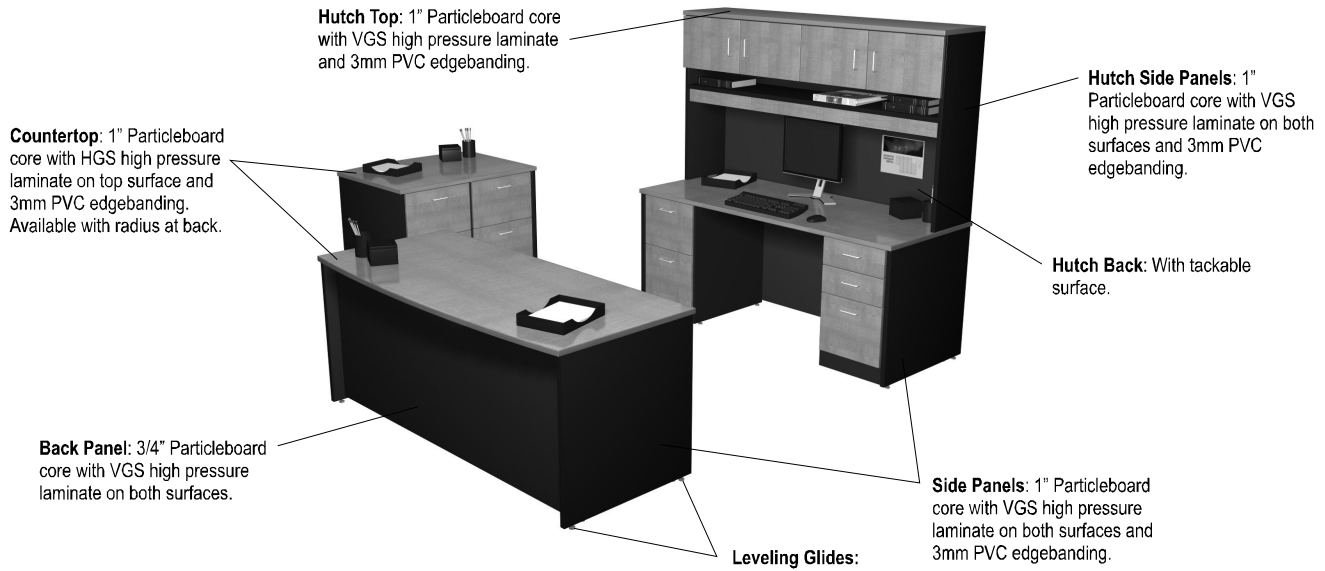


All TMI catalog sections are available online at: [www.tmisystems.com/products/reference](http://www.tmisystems.com/products/reference)




DESCRIPTION	TMI NO.	PAGE	DESCRIPTION	TMI NO.	PAGE
<b>ACCESSORIES</b>			<b>HUTCH</b>		
▫ Accessory Tops:	X2000, X2100	13	▫ Double Wide:		
▫ Geoshapes:	X4000, X4100, X4300	13, 14	▫ Four Doors:	O5020, O5021	3
▫ Grommets:	A2340, A2350, A2360	12	▫ Flip-Up Doors:	O5022	3
▫ Keyboard Tray:	A2310	11	▫ Folio Storage:	OH1800, OH1810	8
▫ Kneespace Panels:	A1100	11	▫ Single Wide:		
▫ Pencil Drawer:	A2330	11	▫ Double Doors:	O5010, O5011	2, 3
▫ Support Brackets:	A7452, A7453	12	▫ Flip-Up Door:	O5012	3
▫ Support Panels:	A1000, A1010	11			
▫ Wire Management:	A8840	13			
▫ Worksurfaces:	X8000, X8010, X8020, X8030	14			
<b>BASE CABINETS</b>			<b>TALL CABINETS</b>		
▫ Double Door:	OB2052	5	▫ Combination:	OK1078, OK2078	10
▫ Drawer Cabinet:	OD3001	5	▫ Double Door:	OW2102	9
▫ File Cabinets:			▫ Single Door:	OT2100, OT2101	9
▫ 2 Drawer Stack:	OD2800	5	▫ Wardrobe:	OT2570, OT2571	9
▫ Lateral Files:	OD2804	5			
▫ 3 Drawer Stack:	OD3800, OD3862	6			
▫ 4 Drawer Stack:	OD4800	6			
▫ Folio Storage:	OB2812	5			
▫ Kneespace Drawers:	OD8900, OD8901	6			
<b>CONFERENCE TABLES</b>			<b>WALL CABINETS</b>		
▫ Boat Shaped:	O7001	4	▫ Double Door:	OW2052, OW2252	7
▫ Rectangular:	O7002	4	▫ Flip-Up Door:	OW9605	8
			▫ Folio Storage:	OW1800, OW1810	
				OW2882	7, 8
			▫ Single Door:	OW2050, OW2051	7
			▫ Sliding Glass Door:	OW6052	8
<b>COUNTERTOPS</b>			<b>WINDOW SILLS</b>		
▫ Particleboard Core:			▫ MR Particleboard:		
▫ Double Faced:		16	▫ Traditional:		21
▫ No Backsplash:		15	▫ With Apron:		21
▫ Top Mounted Backsplash:		15, 16	▫ Particleboard:		
▫ Solid Surface:			▫ Traditional:		20
▫ 4" Integral Covered Backsplash:		18	▫ With Apron:		20
▫ Double Faced:		18, 19	▫ Solid Surface:		
▫ No Backsplash:		17	▫ Traditional:		22
▫ Top Mounted Backsplash:		17, 18	▫ With Apron:		22
<b>DESKS</b>					
▫ Extra Wide:	O1002	1			
▫ File Drawers:	O3002	2			
▫ L-Shaped Assembly:	O2900	2			
▫ Traditional:	O1001	1			
▫ Training:	O1000	2			
▫ With Drawer Stacks:					
▫ Single:	O2001	1			
▫ Double:	O2002	2			



All TMI catalog sections are available online at: [www.tmisystems.com/products/reference](http://www.tmisystems.com/products/reference)








(Office Accessory Items Shown Not Included.)

TMI PRODUCT NO.	DESCRIPTION	W	H	D
 <p><b>O1000</b></p>	Individual training desk.  Also available with rectangular countertop.	30" 36"	30" 34"	24"
 <p><b>O1001</b></p>	Desk with finished side panels, finished back and radiused countertop.  Also available with rectangular countertop.	48" 54" 60"	30" 34"	24" 29"
 <p><b>O1002</b></p>	Extra wide Desk with finished side panels, intermediate support panels, finished back and radiused countertop.  Also available with rectangular countertop.	60" 66" 72" 78" 84" 90"	30" 34"	24" 29"








All TMI catalog sections are available online at: [www.tmisystems.com/products/reference](http://www.tmisystems.com/products/reference)

TMI PRODUCT NO.	DESCRIPTION	W	H	D
 <p><b>O2001</b></p>	<p>Desk with one file drawer, two regular drawers, finished side panels, an intermediate support panel, finished back and radiused countertop.</p> <p>Also available with rectangular countertop.</p>	60" 66" 72" 78" 84" 90"	30" 34"	24" 29"
 <p><b>O2002</b></p>	<p>Desk with three file drawers, two regular drawers, finished side panels, finished back and radiused countertop.</p> <p>Also available with rectangular countertop.</p>	60" 66" 72" 78" 84" 90"	30" 34"	24" 29"
 <p><b>O2900</b></p>	<p>Desk L configuration with two file drawers, finished side panels, intermediate support panels, finished backs and radiused countertop.</p> <p>Also available with rectangular countertops.</p>	60" 66" 72" 78" 84" 90"	30" 34"	60" 66" 72" 78" 84" 90"
 <p><b>O3002</b></p>	<p>Base cabinet with four file drawers, finished side panels, finished back and radiused countertop.</p> <p>Also available with rectangular countertop.</p>	34"	30" 34"	24" 29"
 <p><b>O5010</b></p>	<p>Single hutch with two doors, open storage compartment, and tackable surface on back of bottom compartment.</p>	34" 48"	40"	15"






All TMI catalog sections are available online at: [www.tmisystems.com/products/reference](http://www.tmisystems.com/products/reference)

TMI PRODUCT NO.	DESCRIPTION	W	H	D
 <b>O5011</b>	Single hutch with two doors and tackable surface on back of bottom compartment.	34" 48"	40"	15"
 <b>O5012</b>	Single hutch with one flip-up pocket door, open storage compartment, and tackable surface on back of bottom compartment.	34" 48"	40"	15"
 <b>O5020</b>	Double hutch with four doors, open compartment, and tackable surface on back of bottom compartment.	54" 60" 66" 72" 78" 84"	40"	15"
 <b>O5021</b>	Double hutch with four doors and tackable surface on back of bottom compartment.	54" 60" 66" 72" 78" 84"	40"	15"
 <b>O5022</b>	Double hutch with two flip-up pocket doors, open storage compartment, and tackable surface on back of bottom compartment.	54" 60" 66" 72" 78" 84"	40"	15"













All TMI catalog sections are available online at: [www.tmisystems.com/products/reference](http://www.tmisystems.com/products/reference)

TMI PRODUCT NO.	DESCRIPTION	W	H	D
 <p><b>O6002</b></p>	<p>Wardrobe cabinet with one on-center vertical divider, a closet rod on the left side, and four adjustable shelves on the right side. The left door has a mirror and pin tray. Door locks are included.</p>	36"	70" 74"	24" 29"
 <p><b>O7001</b></p>	<p>Rectangular conference table with 2" bull-nose edge and pedestal supports and leveling glides.</p>	60" 72" 84" 96"	30" 34"	42" 48" 54" 60"
 <p><b>O7002</b></p>	<p>Boat shaped conference table with 2" bull-nose edge and pedestal supports and leveling glides.</p>	60" 72" 84" 96"	30" 34"	42" 48" 54" 60"













All TMI catalog sections are available online at: [www.tmisystems.com/products/reference](http://www.tmisystems.com/products/reference)

TMI PRODUCT NO.	PERSPECTIVE	DESCRIPTION	W	H	D
 <b>OB2052</b>		Double door base cabinet with one adjustable shelf.  <i>Provided with two finished sides and leveling glides.</i>	24"	30"	18"
			27"	34"	24"
			30"	36"	29"
			33"		
			36"		
 <b>OB2812</b>		Double door folio cabinet with one vertical divider and 1/4" adjustable horizontal dividers spaced equally to provide 2-1/4" high compartments.  <i>Provided with two finished sides and leveling glides.</i>	24"	30"	18"
			27"	34"	24"
			30"	36"	29"
			33"		
			36"		
 <b>OD2800</b>		Two drawer file cabinet.  <i>Provided with two finished sides and leveling glides.</i>	16"	30"	18"
			19"		24"
 <b>OD2804</b>		Two drawer lateral file cabinet. Each drawer adjusts to accommodate Legal or Letter size files.  <i>Provided with two finished sides and leveling glides.</i>	18"	30"	24"
			21"		
			24"		
			27"		
			30"		
			33"		
			36"		
 <b>OD3001</b>		Base cabinet with three equal drawers.  <i>Provided with two finished sides and leveling glides.</i>	18"	30"	18"
			21"		
			24"		
			27"		
			30"		
			33"		
			36"		

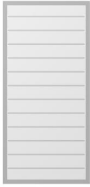











All TMI catalog sections are available online at: [www.tmisystems.com/products/reference](http://www.tmisystems.com/products/reference)

TMI PRODUCT NO.	PERSPECTIVE	DESCRIPTION	W	H	D
 <b>OD3800</b>		File cabinet with three equal drawers.  <i>Provided with two finished sides and leveling glides.</i>	16" 19"	43"	18" 24" 29"
 <b>OD3862</b>		Three drawer base cabinet with one file drawer at the bottom and two equal drawers at the top.  <i>Provided with two finished sides and leveling glides.</i>	16" 19"	30" 34" 36"	18" 24" 29"
 <b>OD4800</b>		File cabinet with four equal drawers.  <i>Provided with two finished sides and leveling glides.</i>	16" 19"	56"	18" 24" 29"
 <b>OD8900</b>		Single knee drawer assembly with one 4" high drawer.  <i>Provided with two finished sides.</i>	15" 18" 21" 24" 27" 30"	4"	14" 18" 24" 29"
 <b>OD8901</b>		Double knee drawer assembly with two 4" high drawers.  <i>Provided with two finished sides.</i>	30" 36" 42" 48"	4"	14" 18" 24" 29"

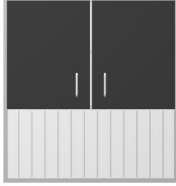
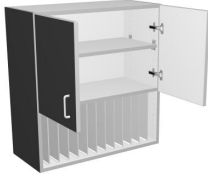










All TMI catalog sections are available online at: [www.tmisystems.com/products/reference](http://www.tmisystems.com/products/reference)

TMI PRODUCT NO.	PERSPECTIVE	DESCRIPTION	W	H	D
		Open folio cabinet with 1/4" adjustable horizontal dividers spaced equally to provide 2-1/4" high compartments.	12" 15" 18"	18" 24" 30" 36"	13"
<b>OW1800</b>		<i>Provided with two finished sides. Add a 'V' to the cabinet number for a 2 1/2" high light valence.</i>			
		Open folio cabinet with one vertical divider and 1/4" adjustable horizontal dividers spaced equally to provide 2-1/4" high compartments.	21" 24" 27" 30" 33" 36"	18" 24" 30" 36"	13"
<b>OW1810</b>		<i>Provided with two finished sides. Add a 'V' to the cabinet number for a 2 1/2" high light valence.</i>			
		Single door wall cabinet with one adjustable shelf.	12" 15" 18" 21" 24"	18" 24" 30" 36"	14"
<b>OW2050 OW2051</b>		<i>Provided with two finished sides. Add a 'V' to the cabinet number for a 2 1/2" high light valence.</i>			
		Double door wall cabinet with one adjustable shelf.	24" 27" 30" 33" 36"	18" 24" 30" 36"	14"
<b>OW2052</b>		<i>Provided with two finished sides. Add a 'V' to the cabinet number for a 2 1/2" high light valence.</i>			
		Double door wall cabinet with one adjustable shelf and an 11-3/4" high open compartment below.	24" 27" 30" 33" 36"	24" 30" 36"	14"
<b>OW2252</b>		<i>Provided with two finished sides. Add a 'V' to the cabinet number for a 2 1/2" high light valence.</i>			









All TMI catalog sections are available online at: [www.tmisystems.com/products/reference](http://www.tmisystems.com/products/reference)

TMI PRODUCT NO.	PERSPECTIVE	DESCRIPTION	W	H	D
<b>OW2882</b>		 <p>Double door cabinet with one adjustable shelf and an 11-3/4" high compartment below with 1/4" adjustable vertical dividers spaced equally to provide 2-1/4" wide compartments.</p> <p><i>Provided with two finished sides. Add a 'V' to the cabinet number for a 2 1/2" high light valence.</i></p>	24"	24"	14"
			27"	30"	
	30"	36"			
	33"				
	36"				
<b>OW6052</b>		 <p>Wall cabinet with sliding 1/4" laminated safety glass doors and one adjustable shelf.</p> <p><i>Provided with two finished sides. Add a 'V' to the cabinet number for a 2 1/2" high light valence.</i></p>	24"	18"	13"
			27"	24"	
	30"	30"			
	33"	36"			
	36"				
<b>OW9605</b>		 <p>Wall cabinet with one adjustable shelf and a flip-up pocket door.</p> <p><i>Provided with two finished sides.</i></p>	24"	18"	15"
			27"	24"	
	30"				
	33"				
	36"				
<b>OH1800</b>		 <p>Open folio cabinet with 1/4" adjustable horizontal dividers spaced equally to provide 2-1/4" high compartments.</p> <p><i>Provided with two finished sides. Designed to mount directly above the countertop.</i></p>	12"	36"	13"
			15"	38"	
	18"	42"			
		48"			
		50"			
		54"			
<b>OH1810</b>		 <p>Open folio cabinet with one vertical divider and 1/4" adjustable horizontal dividers spaced equally to provide 2-1/4" high compartments.</p> <p><i>Provided with two finished sides. Designed to mount directly above the countertop.</i></p>	21"	36"	13"
			24"	38"	
	27"	42"			
	30"	48"			
	33"	50"			
	36"	54"			



All TMI catalog sections are available online at: [www.tmisystems.com/products/reference](http://www.tmisystems.com/products/reference)

TMI PRODUCT NO.	PERSPECTIVE	DESCRIPTION	W	H	D
<b>OT2100 OT2101</b>	 	<p>Single door tall cabinet with one fixed shelf and four adjustable shelves.</p> <p><i>Provided with two finished sides and leveling glides.</i></p>	21" 24"	72" 84"	18" 24" 29"
<b>OT2102</b>	 	<p>Double door tall cabinet with one fixed shelf and four adjustable shelves.</p> <p><i>Provided with two finished sides and leveling glides.</i></p>	24" 27" 30" 33" 36"	72" 84"	18" 24" 29"
<b>OT2570 OT2571</b>	 	<p>Single door tall cabinet with a 10-1/4" high compartment above and one fixed shelf with a closet rod.</p> <p><i>Provided with two finished sides and leveling glides.</i></p>	21" 24"	72" 84"	24" 29"



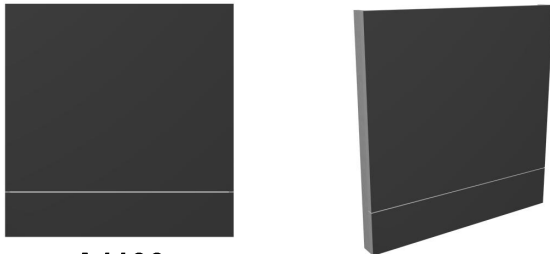




All TMI catalog sections are available online at: [www.tmisystems.com/products/reference](http://www.tmisystems.com/products/reference)

TMI PRODUCT NO.	PERSPECTIVE	DESCRIPTION	W	H	D
<b>OK1078</b>		<p>Combination tall cabinet with three adjustable shelves above, one fixed shelf, and double doors with one adjustable shelf below.</p> <p><i>Provided with two finished sides and leveling glides. Dimension lower compartment as 30", 34" or 36" high.</i></p>	24" 27" 30" 33" 36"	72" 84"	18" 24" 29"
<b>OK2078</b>		<p>Combination tall cabinet with double doors and two adjustable shelves above, one fixed shelf where the doors split, and double doors with one adjustable shelf below.</p> <p><i>Provided with two finished sides and leveling glides. Dimension lower compartment as 30", 34" or 36" high.</i></p>	24" 27" 30" 33" 36"	72" 84"	18" 24" 29"

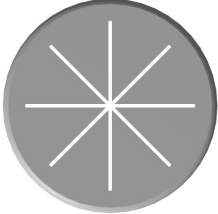
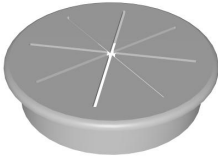










All TMI catalog sections are available online at: [www.tmisystems.com/products/reference](http://www.tmisystems.com/products/reference)

TMI PRODUCT NO.	PERSPECTIVE	DESCRIPTION	W	H	D
<b>A1000</b>		Single face countertop support panel with VGS laminate on both sides and PVC edging on exposed edges.	3/4"	30" 34" 36"	13" 17" 23" 28"
<b>A1010</b>		Double face countertop support panel with VGS laminate on both sides and PVC edging on exposed edges.	3/4"	30" 34" 36"	26" 34" 46" 56"
<b>A1100</b>		Removable kneespace closure panel with VGS laminate finish.	24" 27" 30" 33" 36"	30" 34" 36"	3/4"
<b>A2310</b>		Articulating keyboard tray with pull-out mouse pad.  <i>Keyboard and mouse not included.</i>	30"		
<b>A2330</b>		Molded pencil drawer.	21"	3"	16"








All TMI catalog sections are available online at: [www.tmisystems.com/products/reference](http://www.tmisystems.com/products/reference)

TMI PRODUCT NO.	PERSPECTIVE	DESCRIPTION	W	H	D
 <b>A2340</b>		Round grommet with 2-7/8" opening.	3-5/8"	3/4"	3-5/8"
 <b>A2350</b>		Oval grommet.	6"	3/4"	2-1/2"
 <b>A2360</b>		Paper slot grommet	12-1/2" 17-1/2"	3/4"	2-1/4"
 <b>A7452</b>		Metal countertop support bracket for use on countertops 24" to 30" deep.  <i>TMI recommends 1 support bracket for every 36" of countertop.</i>	2-7/8"	23-3/4"	23-3/4"
 <b>A7453</b>		Metal countertop support bracket with cutouts at the top to accommodate cleats and wire management.  <i>TMI recommends 1 support bracket for every 36" of countertop.</i>	3"	As Req'd	As Req'd



All TMI catalog sections are available online at: [www.tmisystems.com/products/reference](http://www.tmisystems.com/products/reference)

TMI PRODUCT NO.	PERSPECTIVE	DESCRIPTION	W	H	D
<b>A8840</b>		Plastic wire management trough.	48"	2-1/2"	1-1/4"
<b>X2000</b>		Square countertop with solid particleboard core, finished with HGS laminate on the exposed face, balanced with CLS laminate, and 3mm PVC edging on all four edges.	42" 48"	1"	42" 48"
<b>X2100</b>		Round countertop with solid particleboard core, finished with HGS laminate on the exposed face, balanced with CLS laminate, and 3mm PVC edging.	42" 48"	1"	42" 48"
<b>X4000</b>		<p>Square geoshape with 3" radiused corners and a 2-1/2" high finished black base with leveling glides.</p> <p>All surfaces finished with VGS laminate.</p>	16" 22" 28"	15" 18" 28"	16" 22" 28"
<b>X4100</b>		<p>Round geoshape with a 2-1/2" high finished black base and leveling glides.</p> <p>All surfaces finished with VGS laminate.</p>	16" 22" 28"	15" 18" 28"	16" 22" 28"



All TMI catalog sections are available online at: [www.tmisystems.com/products/reference](http://www.tmisystems.com/products/reference)

TMI PRODUCT NO.	PERSPECTIVE	DESCRIPTION	W	H	D
<b>X4300</b>		<p>Two half round geoshapes with 2-1/2" high finished black bases and leveling glides.</p> <p>All surfaces finished with VGS laminate.</p>	16" 22" 28"	15" 18" 28"	8" 11" 14"
<b>X8000</b>		<p>Radiused peninsula work surface with 12" diameter pedestal and joining plate for attachment to adjacent countertop.</p>	42" 48" 54" 60" 66" 72"	30" 34" 36"	30" 36"
<b>X8010</b>		<p>Radiused peninsula work surface with 12" diameter half round pedestal, modesty panel and joining plate for attachment to adjacent countertop.</p>	42" 48" 54" 60" 66" 72"	30" 34" 36"	30" 36"
<b>X8020</b>		<p>Radiused peninsula work surface with offset 21" diameter meeting surface at the end, and a 12" diameter half round pedestal and modesty panel.</p>	78" 84" 90" 96"	30" 34" 36"	30"
<b>X8030</b>		<p>Radiused peninsula work surface with 21" diameter meeting surface at the end, and a 12" diameter half round pedestal and modesty panel.</p>	78" 84" 90" 96"	30" 34" 36"	30"

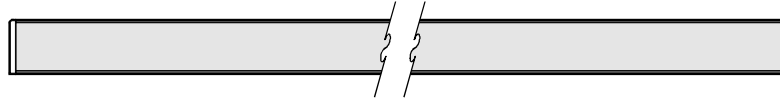
(Additional Countertop Options Available in the Countertops Section)

TMI PRODUCT NO.	DECK PROFILE	BACKSPLASH DETAIL
-----------------	--------------	-------------------

## C1000

Depth: 24-1/2"  
29-1/2"

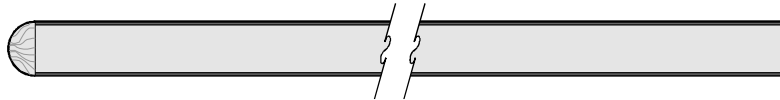
- 1" Solid Core Deck - Particleboard
- 3mm PVC Edging
- Backsplash Not Included



## C1005

Depth: 24-1/2"  
29-1/2"

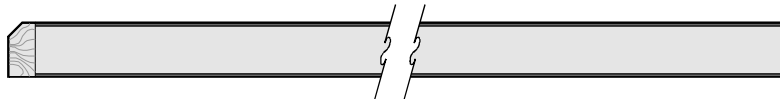
- 1" Solid Core Deck - Particleboard
- Bullnose Edge: Red Oak
- Backsplash Not Included



## C1007

Depth: 24-1/2"  
29-1/2"

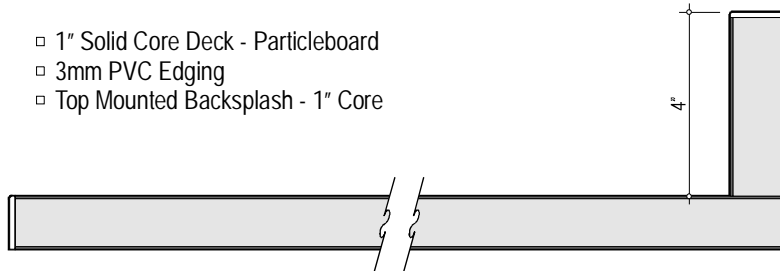
- 1" Solid Core Deck - Particleboard
- Chamfer Edge: Red Oak
- Backsplash Not Included



## C1010

Depth: 24-1/2"  
29-1/2"

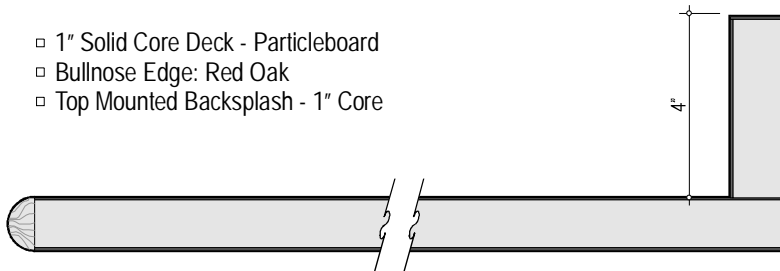
- 1" Solid Core Deck - Particleboard
- 3mm PVC Edging
- Top Mounted Backsplash - 1" Core



## C1015

Depth: 24-1/2"  
29-1/2"

- 1" Solid Core Deck - Particleboard
- Bullnose Edge: Red Oak
- Top Mounted Backsplash - 1" Core



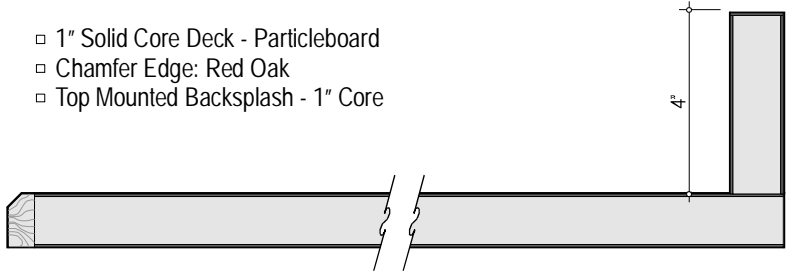
(Additional Countertop Options Available in the Countertops Section)

TMI PRODUCT NO.	DECK PROFILE	BACKSPLASH DETAIL
-----------------	--------------	-------------------

## C1017

Depth: 24-1/2"  
29-1/2"

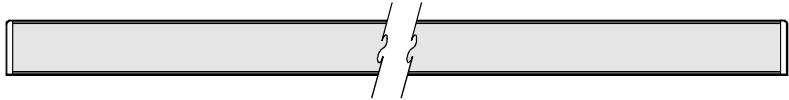
- 1" Solid Core Deck - Particleboard
- Chamfer Edge: Red Oak
- Top Mounted Backsplash - 1" Core



## C1050

Depth: 25"  
30"  
49"  
60"

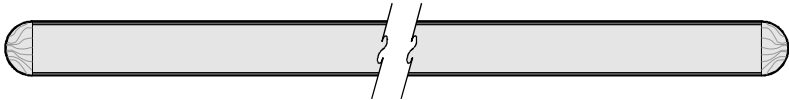
- 1" Solid Core Deck - Particleboard
- 3mm PVC Edging
- Double Faced



## C1055

Depth: 25"  
30"  
49"  
60"

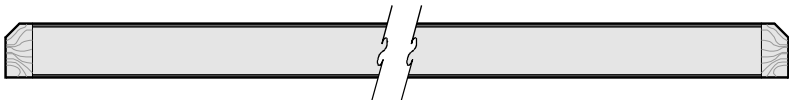
- 1" Solid Core Deck - Particleboard
- Bullnose Edge: Red Oak
- Double Faced



## C1057

Depth: 25"  
30"  
49"  
60"

- 1" Solid Core Deck - Particleboard
- Chamfer Edge: Red Oak
- Double Faced



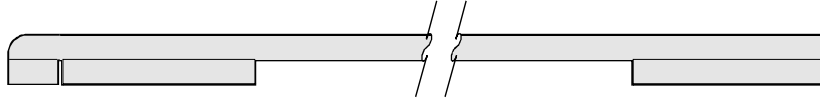
(Additional Countertop Options Available in the Countertops Section)

TMI PRODUCT NO.	DECK PROFILE	BACKSPLASH DETAIL
-----------------	--------------	-------------------

## C1502

Depth: 24-1/2"  
29-1/2"

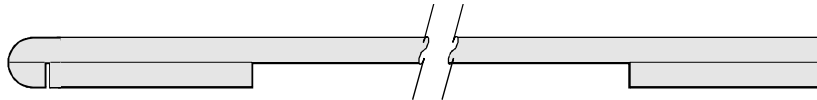
- 1-1/8" Solid Surface Countertop
- Waterfall Edge: Solid Surface
- Backsplash Not Included



## C1505

Depth: 24-1/2"  
29-1/2"

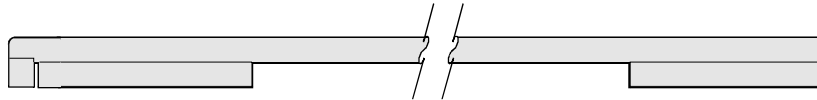
- 1-1/8" Solid Surface Countertop
- Bullnose Edge: Solid Surface
- Backsplash Not Included



## C1506

Depth: 24-1/2"  
29-1/2"

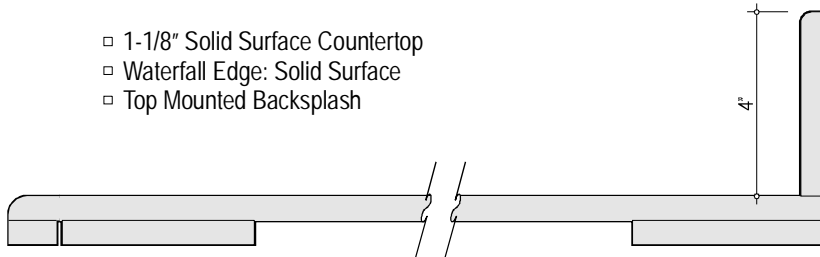
- 1-1/8" Solid Surface Countertop
- Eased Edge: Solid Surface
- Backsplash Not Included



## C1512

Depth: 24-1/2"  
29-1/2"

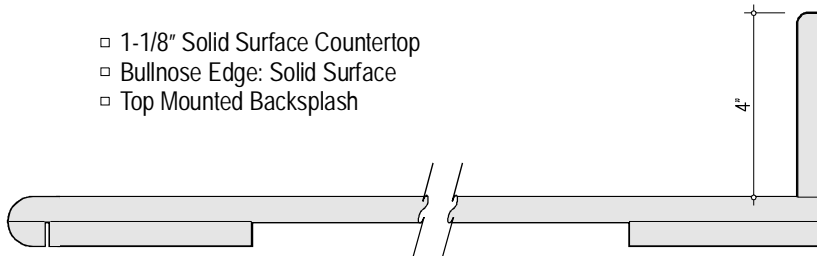
- 1-1/8" Solid Surface Countertop
- Waterfall Edge: Solid Surface
- Top Mounted Backsplash



## C1515

Depth: 24-1/2"  
29-1/2"

- 1-1/8" Solid Surface Countertop
- Bullnose Edge: Solid Surface
- Top Mounted Backsplash



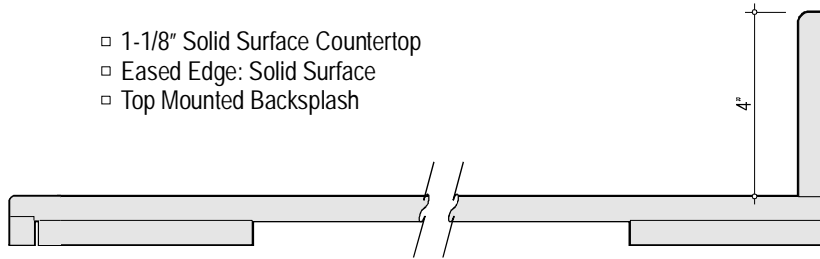
(Additional Countertop Options Available in the Countertops Section)

TMI PRODUCT NO.	DECK PROFILE	BACKSPLASH DETAIL
-----------------	--------------	-------------------

## C1516

Depth: 24-1/2"  
29-1/2"

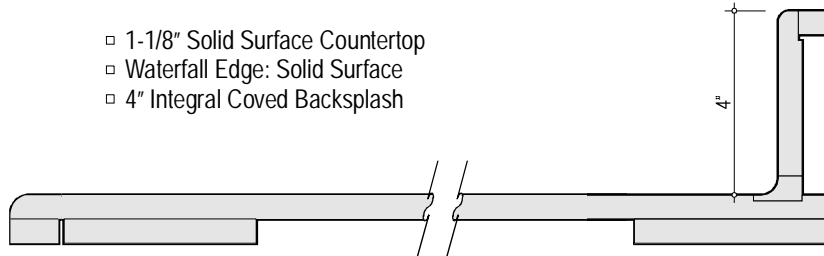
- 1-1/8" Solid Surface Countertop
- Eased Edge: Solid Surface
- Top Mounted Backsplash



## C1542

Depth: 24-1/2"  
29-1/2"

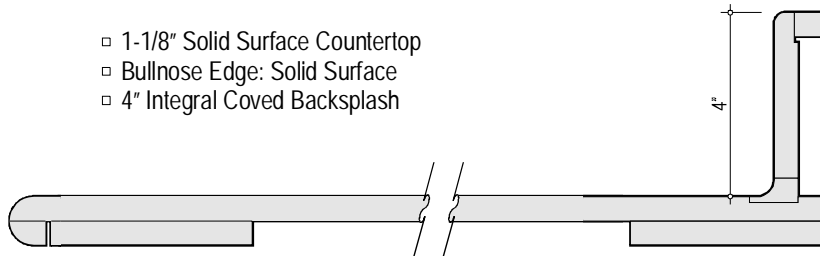
- 1-1/8" Solid Surface Countertop
- Waterfall Edge: Solid Surface
- 4" Integral Coved Backsplash



## C1545

Depth: 24-1/2"  
29-1/2"

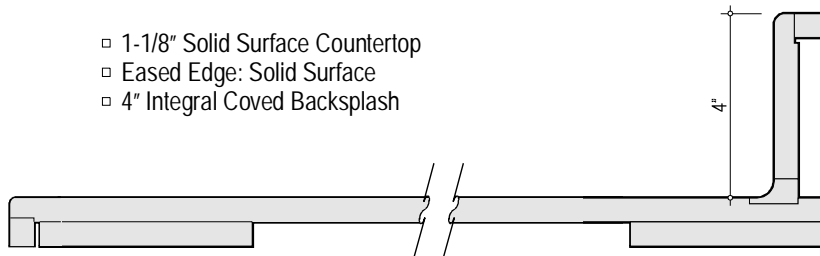
- 1-1/8" Solid Surface Countertop
- Bullnose Edge: Solid Surface
- 4" Integral Coved Backsplash



## C1546

Depth: 24-1/2"  
29-1/2"

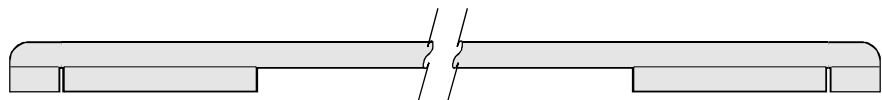
- 1-1/8" Solid Surface Countertop
- Eased Edge: Solid Surface
- 4" Integral Coved Backsplash



## C1552

Depth: 25"  
30"  
49"  
60"

- 1-1/8" Solid Surface Countertop
- Waterfall Edge: Solid Surface
- Double Faced



(Additional Countertop Options Available in the Countertops Section)

TMI PRODUCT NO.

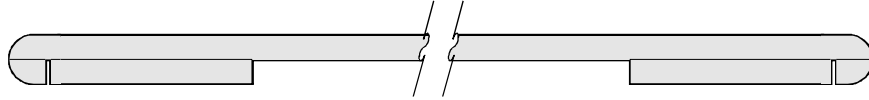
DECK PROFILE

BACKSPLASH DETAIL

# C1555

Depth: 25"  
30"  
49"  
60"

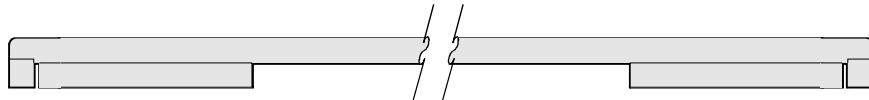
- 1-1/8" Solid Surface Countertop
- Bullnose Edge: Solid Surface
- Double Faced



# C1556

Depth: 25"  
30"  
49"  
60"

- 1-1/8" Solid Surface Countertop
- Eased Edge: Solid Surface
- Double Faced



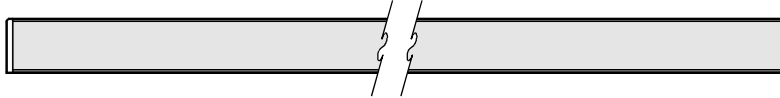
(Additional Window Sill Options Available in the Countertops Section)

TMI PRODUCT NO.	DECK PROFILE	BACKSPLASH DETAIL
-----------------	--------------	-------------------

## C9000

Depth: As Req'd

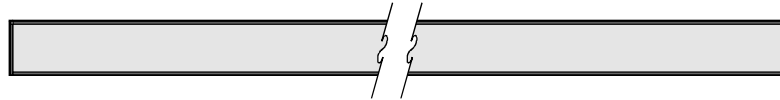
- Window Sill
- 1" Solid Core Deck - Particleboard
- 3mm PVC Edging



## C9001

Depth: As Req'd

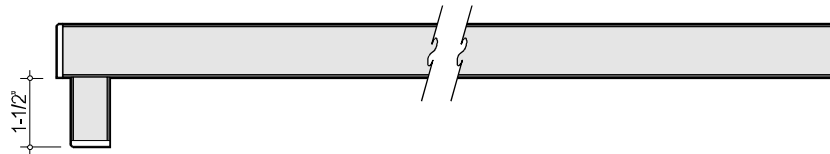
- Window Sill
- 1" Solid Core Deck - Particleboard
- Laminated Self Edging



## C9090

Depth: As Req'd

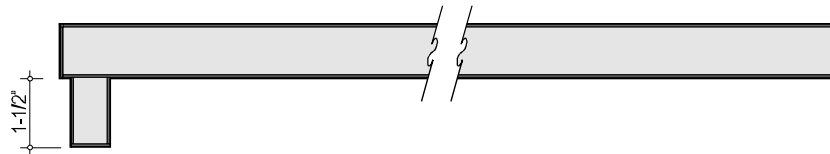
- Window Sill with Apron
- 1" Solid Core Deck - Particleboard
- 3mm PVC Edging



## C9091

Depth: As Req'd

- Window Sill with Apron
- 1" Solid Core Deck - Particleboard
- Laminated Self Edging



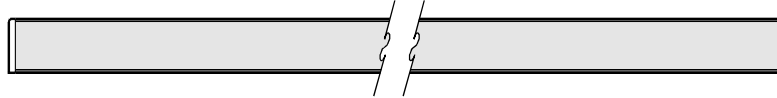
(Additional Window Sill Options Available in the Countertops Section)

TMI PRODUCT NO.	DECK PROFILE	BACKSPLASH DETAIL
-----------------	--------------	-------------------

## C9100

Depth: As Req'd

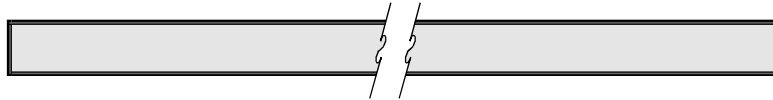
- Window Sill
- 1" Solid Core Deck - MR Particleboard
- 3mm PVC Edging



## C9101

Depth: As Req'd

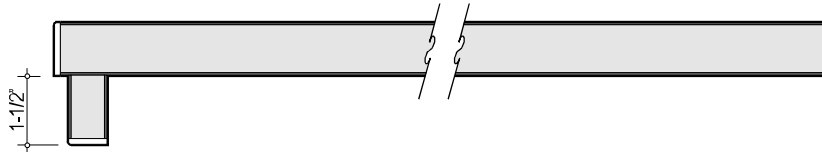
- Window Sill
- 1" Solid Core Deck - MR Particleboard
- Laminated Self Edging



## C9190

Depth: As Req'd

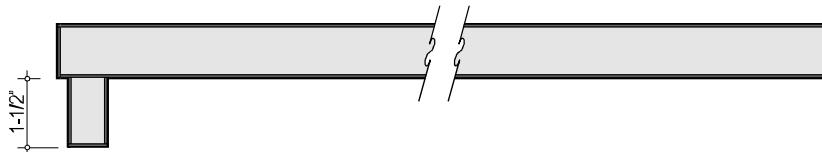
- Window Sill with Apron
- 1" Solid Core Deck - MR Particleboard
- 3mm PVC Edging



## C9191

Depth: As Req'd

- Window Sill with Apron
- 1" Solid Core Deck - MR Particleboard
- Laminated Self Edging



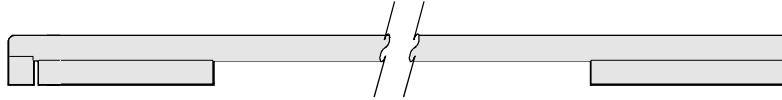
(Additional Window Sill Options Available in the Countertops Section)

TMI PRODUCT NO. DECK PROFILE BACKSPLASH DETAIL

# C9506

Depth: As Req'd

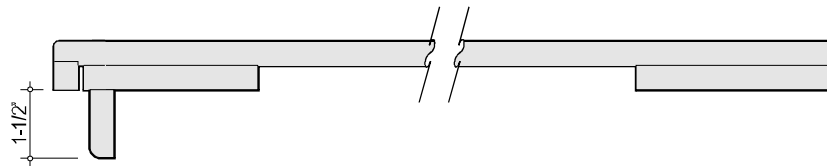
- 1-1/8" Solid Surface Window Sill
- Eased Edge: Solid Surface



# C9596

Depth: As Req'd

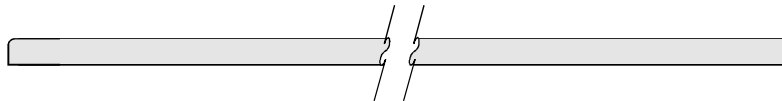
- 1-1/8" Solid Surface Window Sill with Apron
- Eased Edge: Solid Surface



# C9598

Depth: As Req'd

- Solid Surface Window Sill
- Eased Edge



# C9599

Depth: As Req'd

- Solid Surface Window Sill with Apron
- Eased Edge

