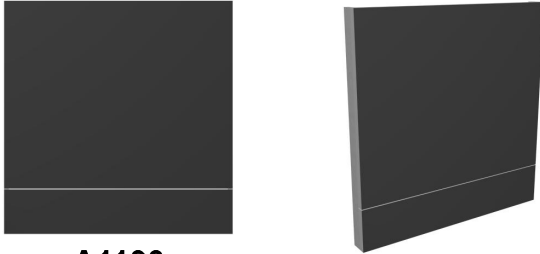






A C C E S S O R I E S



All TMI catalog sections are available online at: www.tmisystems.com/products/reference

TMI PRODUCT NO.	PERSPECTIVE	DESCRIPTION	W	H	D
A1100		Removable kneespace closure panel with VGS laminate finish.	24" 27" 30" 33" 36"	30" 34" 36"	3/4"
A1110		Front apron rail with PVC edging on the bottom edge.	24" 27" 30" 33" 36" 39" 42" 45" 48"	3" Min.	3/4"
A1120		Side apron rail with PVC edging on the front, back and bottom edges.	13" 17" 23" 28"	3" Min.	3/4"
A1150		Finishing toe kick panel with PVC edging on top edge. For use with the A1210 back panel to close off kneespace toe kicks in island situations.	24" 27" 30" 33" 36"	6"	3/4"
A1200		Back panel with VGS laminate on one side, balanced with CLS laminate, and PVC edging on exposed edges. Kneespace in island situations can be closed off by using an A1150 toe kick panel.	119" Max.	30" 34" 36"	3/4"